


KLIK BART INDEKS

<b>ARRL DX.....</b>	<b>2</b>
<b>Work All Germany Contesten.....</b>	<b>3</b>
<b>CQMM DX CW Contest .....</b>	<b>3</b>
<b>Scandinavia Activity Contest .....</b>	<b>4</b>
<b>CQ 160m Contest .....</b>	<b>5</b>
<b>Work All Europe DX Contest .....</b>	<b>6</b>
<b>Russian DX Contest .....</b>	<b>7</b>
<b>SP International DX Contest.....</b>	<b>8</b>
<b>ARI International DX Contest .....</b>	<b>8</b>
<b>All Asian DX Contest .....</b>	<b>9</b>
<b>EU HF Championship.....</b>	<b>9</b>
<b>RSGB IOTA Contest .....</b>	<b>10</b>
<b>CQ World Wide DX Contest.....</b>	<b>12</b>
SSB CQWW All Time Score Records for OZ.....	12
CW CQWW All Time Score Records for OZ.....	13
RTTY CQWW All Time Score Records for OZ .....	15
<b>CQ World Wide WPX Contest.....</b>	<b>16</b>
WPX SSB All Time Score Records for OZ.....	16
WPX CW All Time Score Records for OZ .....	17
WPX RTTY All Time Score Records for OZ.....	18




## ARRL DX

### OZ rekorder ARRL International DX Contest

Year	Call	Mode	Score	QSOs	Mult	Class	Pwr	Band	Opr
2015	OZ5E	CW	2.227.620	2.817	274	M2X	HI	AB	OZ1ETA + OZ2U + OZ1FJB + OZ1IVA + OZ3MC + OZ1ADL
2002	OZ5W	CW	3.341.844	3.828	291	MM	HI	AB	OZ1FTU + OZ1KRF + OZ3W
2010	OZ7A	CW	835.329	1.535	187	MS	HI	AB	OZ1ETA + OZ7AM + OZ1IKY
2002	OZ1LO	CW	2.300.208	2.768	277	SO	HI	AB	
2013	OZ8AE	CW	268.272	558	162	SO	Lo	AB	
2013	OZ6OM	CW	44.880	194	85	SO	QRP	AB	
2014	OZ1LO	CW	158.859	934	57	SO	HI	10	
2013	OU2A	CW	29.172	224	44	SO	HI	15	OZ7RQ
2008	OZ7YL	CW	29.892	212	47	SO	HI	20	
2003	OZ1DTF	CW	3.588	52	23	SO	HI	40	
2013	OZ7RQ	CW	9.300	102	31	SO	HI	80	
2014	OZ0J	CW	531.846	900	201	SA	HI	AB	
2014	OZ4VW	CW	147.408	302	166	SA	Lo	AB	
2016	T48K	CW	7.595.616	7.174	356	M2X	HI	AB	[CO8ZZ, CO8DM, OH2TA, <b>OZ1IKY</b> ]
2015	D44EE	CW	1.740.942	<b>2.391</b>	246	SO	Lo	AB	Out of OZ [OZ1BI]

Year	Call	Mode	Score	QSOs	Mult	Class	Pwr	Band	Opr
2010	OZ1ADL	SSB	566.406	1.247	153	M2X	HI	AB	OZ1ADL + OZ1XJ
2004	OZ5E	SSB	1.370.859	2.251	203	MS	HI	AB	OZ1ADL + OZ1XJ + OZ0J+ OZ1DD + OZ0KY + OZ6O
2015	OZ7EDR	SSB	195.426	525	126	MSL	Lo	AB	OZ6OM + OZ1ANA
2002	OZ1HXQ	SSB	1.527.720	2.195	232	SO	HI	AB	
2002	OZ1ACB	SSB	177.060	454	130	SO	Lo	AB	
2013	OZ6OM	SSB	25.704	127	68	SO	QRP	AB	
2014	OZ7AM	SSB	92.742	541	58	SO	HI	10	
2015	OZ8RH	SSB	24.969	207	41	SO	HI	15	
2014	OZ7X	SSB	468.348	2.535	62	SO	HI	20	OZ5KF
2006	OZ1ADL	SSB	46.569	361	43	SO	HI	40	
2002	OZ2ZZZ	SSB	3.528	56	21	SO	HI	80	
2015	OZ1ADL	SSB	778.734	1.326	198	SA	HI	AB	
2015	OZ4VW	SSB	48.048	177	91	SA	Lo	AB	
2009	OZ5E	SSB	5.304	69	26	SA	HI	160	OZ1XJ



## Work All Germany Contesten



### OZ rekorder


Year	Call	Mode	Score	QSOs	Mult	Class	Pwr	Band	DXCC	Conti	Opr
2015	OZ2TF	MIX	103.488	352	98	Multi	Hi	AB	OZ	EU	5Q0T OZ2TF
2015	OZ7RQ	CW	101.124	318	106	SO	Hi	AB	OZ	EU	
2012	OU2I	CW	98.766	355	93	SO	Lo	AB	OZ	EU	
2015	OZ2PBS	MIX	111.360	464	80	SO	Hi	AB	OZ	EU	
2010	OZ4NA	MIX	44.022	253	58	SO	Lo	AB	OZ	EU	
2011	OZ8A	MIX	17.760	148	40	SO	QRP	AB	OZ	EU	

## CQMM DX CW Contest



### OZ rekorder

Callsign	Op	Band	Power	80M	40M	20M	15M	10M	Total	Mults	Raw	Final	Reduct	Club
OZ7EA	SO	ALL	HIGH	0	1	136	248	0	385	89	117.540	111.962	-4.70%	--
OZ4FF	SO	ALL	LOW						301	99	201.280	190.890	-5.16%	DDXG
OZ1JB	SO	ALL	QRP	0	0	11	0	0	11	8	248	232	-6.50%	--
OZ4FF	SO	10M		0	0	0	0	8	8	9	270	270	0.00%	DDXG



# Scandinavia Activity Contest

## OZ rekorder




### CW

YEAR	CALL	CLASS	PWR	QSO	POINTS	MULT	SCORE	OPERATORS
2002	<b>OZ0R</b>	M1	HI	1.744	4.177	241	1.006.657	OZ1ING OZ1KHZ
1999	<b>OZ5WQ</b>	MM	HI	1.964	4.568	253	1.155.704	TF3CW OZ3ZW OZ5WQ
2002	<b>OZ1LO</b>	SO	HI	1.779	4.360	229	998.440	OZ1LO
2014	<b>OZ2I</b>	SO	LO	1.344	3.055	166	507.130	OZ1BII
2011	<b>OZ7BQ</b>	SO	QRP	431	925	122	112.850	OZ7BQ
2016	<b>OZ2TF</b>	SA	HI	866	2.034	130	264.420	OZ2TF
2014	<b>OZ4CG</b>	SA	LO	956	2.061	140	288.540	OZ4CG
2015	<b>OZ2V</b>	SA - WIRE	HI	587	1.276	100	127.600	OZ1FJB
2016	<b>OZ3X</b>	SO - TB/W	HI	1.026	2.345	142	332.990	OZ8AE
2012	<b>OZ3X</b>	SO - TB/W	LO	1.013	2.207	141	311.187	OZ8AE
2015	<b>OZ6TL</b>	SO - WIRE	HI	403	842	82	69.044	OZ6TL
2015	<b>OZ2I</b>	SO - WIRE	LO	885	1.900	138	262.200	OZ1BII
2012	<b>OZ3ABE</b>	SO 10M	HI	37	87	16	1.392	OZ3ABE
2012	<b>OZ4ABH</b>	SO 15M	HI	170	420	31	13.020	OZ4ABH
2013	<b>OZ7RQ</b>	SO 20M	HI	594	1.386	55	76.230	OZ7RQ
2005	<b>OZ0XX</b>	SO 40M	HI	618	1.322	58	76.676	OZ3ZW
2005	<b>OZ4O</b>	SO 80M	HI	469	964	43	41.452	OZ4O

### SSB

YEAR	CALL	CLASS	PWR	QSO	POINTS	MULT	SCORE	OPERATORS
2001	<b>OZ5ESB</b>	M1	HI	1.484	3.913	216	845.208	OZ1CWP OZ1DYI OZ1HXQ OZ1INN
2014	<b>OZ3RIN</b>	MM	HI	507	1.133	127	143.891	OZ1HHH OZ3LX OZ4PC
2002	<b>OZ1DD</b>	SO	HI	1.949	5.144	261	1.342.584	OZ1DD
2001	<b>OZ0P</b>	SO	LO	883	2.179	182	396.578	OZ1AA
2014	<b>OZ2PBS</b>	SA	HI	1.009	2.404	171	411.084	OZ2PBS
2014	<b>OZ1KVM</b>	SA	LO	139	295	69	20.355	OZ1KVM
2015	<b>5Q2J</b>	SA - TB/W	HI	357	763	90	68.670	OZ2JBC
2011	<b>OZ6C</b>	SO - ROOKIE	LO	221	606	70	42.420	OZ6C
2013	<b>OZ4VW</b>	SO - TB/W	LO	712	1.664	147	244.608	OZ4VW
2016	<b>5P8Z</b>	SO - WIRE	LO	187	393	64	25.152	OZ8ZS
2000	<b>OZ4O</b>	SO 10M	HI	346	999	45	44.955	OZ4O
2014	<b>OZ6TW</b>	SO 15M	HI	345	885	61	53.985	OZ6TW
2007	<b>OZ2HT</b>	SO 20M	HI	653	1.606	64	102.784	OZ2HT
2016	<b>OZ1ZD</b>	SO 40M	HI	635	1.298	49	63.602	OZ1ZD
2013	<b>OZ30EU</b>	SO 80M	HI	202	409	35	14.315	OZ30EU

[HER KAN DU SØGE I SAC RESULTATER](#)



# CQ 160m Contest




**OZ rekorder - (Siden 1960)**

## CW


Category	Call	Year	Score	QSOs	W-VE	Cty
Single Operator High Power	OZ7YY	2009	1.399.566	1.528	56	85
Single Operator Low Power	OZ1AAR	2013	153.843	524	10	47
Single Operator QRP	OZ5WQ	1996	8.832	76	0	24
Single Operator Assisted High Power	OZ1IKY	2013	383.600	880	24	56
Single Operator Assisted Low Power	no entry					
Single Operator Assisted QRP	no entry					
Multi-Operator	OZ1ADL	2014	83.880	264	8	52

## SSB

Category	Call	Year	Score	QSOs	W-VE	Cty
Single Operator High Power	OZ1DD	2008	489.630	923	26	69
Single Operator Low Power	OZ3SK	1996	67.712	298	2	44
Single Operator QRP	no entry					
Single Operator Assisted High Power	OZ1ADL	2011	228.663	515	20	61
Single Operator Assisted Low Power	no entry					
Single Operator Assisted QRP	no entry					
Multi-Operator	OZ9KY	1997	250.755	637	17	56



# Work All Europe DX Contest




## OZ rekorder

Call	Mode	Cat	Year	QSO	QTC	MULT	Point
<b>OZ1LO</b>	CW	SO-HP	1982	974	1590	585	1.499.940
<b>OU2I (OZ1BII)</b>	CW	SO-LP	2013	314	515	217	179.893
<b>OZ5E</b>	CW	MULTI-OP	2014	781	409	459	546.210
<b>OZ-DR2Ø44</b>	CW	SWL	1989	200	70	190	51.300
<b>OZ5KU</b>	CW	High-Band	1988	187	483	94	62.980
<b>OZ1ADL</b>	SSB	SO-HP	2009	978	448	195	525.504
<b>5P9X (OZ9GA)</b>	SSB	SO-LP	2010	705	473	638	635.239
<b>OZ5E</b>	SSB	MULTI-OP	2014	781	409	459	546.210
<b>OZ-DR2Ø44</b>	SSB	SWL	1987	33	12	82	3.690
<b>OZ1ING</b>	SSB	High-Band	1989	300	0	70	21.000
<b>OZ11A</b>	RTTY	SO-HP	2016	970	169	514	585.446
<b>5P9X (OZ9GA)</b>	RTTY	SO-LP	2011	804	530	656	773.800
<b>OZ2CJ</b>	RTTY	MULTI-OP	1977	75	83	95	15.010

Danske operatører udenfor OZ

Call	Mode	Cat	Year	QSO	QTC	MULT	Point
<b>TC7T (OZ1IKY, DJ3CQ, DL5JQ, DJ0ZY)</b>	CW	MULTI-OP	2014	2.145	2.156	394	1.694.594
<b>ZF2EE (OZ1BII)</b>	CW	SO-LP	2015	1035	1024	374	770.066



## Russian DX Contest




### OZ rekorder

Entry	Callsign	QSO	MULT	Total	Year
MOST	OZ1AA	2.234	486	7.358.040	2007
MO2T	OZ5E	3.157	580	10.181.900	2011
SOAB-MIX	OZ1AA	1.898	520	6.878.040	2002
SOAB-MIX-LP	OZ4RT	319	172	341.248	2007
SOAB-MIX-QRP	OZ7BQ	293	145	207.350	2008
SOAB-CW	OV3X	795	338	1.815.736	2014
SOAB-CW-LP	OU2I	815	354	1.709.820	2013
SOAB-SSB	OZ1ADL	1.528	423	4.482.108	2005
SOAB-SSB-LP	OZ1KVM	346	205	469.450	2013
SOSB-1.8	OZ1ADL	215	68	64.940	2012
SOSB-3.5	OZ1ADL	365	91	191.919	2006
SOSB-7	OZ1ADL	386	85	150.705	2007
SOSB-14	OZ11A	471	105	297.885	2016
SOSB-21	OZ1ADL	218	79	134.695	2013
SOSB-28	OZ4FF	114	55	37.015	2014

### Antal deltagere fra Danmark pr år

Country	1998	1999	2000	2001	2002	2003	2004	2005	2006	2007
Denmark	4	4	2	4	5	6	9	9	16	11
Country	2008	2009	2010	2011	2012	2013	2014	2015	2016	2017
Denmark	5	11	16	20	21	17	19	11	23	24



## SP International DX Contest

## SP DX Contest

## OZ rekorder

CALL	Cat	Mode	QSOs	Points	Mult	Score	Year
OZ7HAM	SO AB	MIX	154	462	53	24.486	2002
OZ7EA	SO AB	MIX HP	181	543	62	33.666	2014
OZ/SP10T	SO AB	MIX LP	122	366	29	10.614	2015
OZ1ADL	SO TB	MIX	136	405	37	14.985	2009
OZ1JVX	SO AB	SSB	26	78	18	1.404	1999
5P12EU	SO AB	SSB HP	202	606	40	24.240	2012
OZ3ANT	SO AB	SSB LP	95	285	28	7.980	2008
OZ1BMA	SO AB	CW	134	402	45	18.090	2003
OU2I	SO AB	CW LP	249	747	80	59.760	2014
OU2I	SO 160	CW	7	21	6	126	2015
OZ1ADL	SO 80	SSB	195	585	16	9.360	2008
OZ4CG	SO 80	CW	74	222	16	3.552	2011
OZ1ADL	SO 40	SSB	179	537	16	8.592	2015
OZ0F	SO 40	CW	71	213	15	3.195	2004
OZ/SP10T	SO 15	CW	1	3	1	3	2009


## ARI International DX Contest

## OZ rekorder

Call	#		Cat	Final Score			Claimed Score			Pen%	Pt/Qso	Year
	World	Cty		Qso	Mult	Score	Qso	Mult	Score			
OZ1JVX	17	1	SO SSB	294	193	360.524	295	193	360.717	-0,05%	6,35	2009
OU2I	29	1	SO CW	648	225	490.950	660	229	511.586	-4.0%	3,37	2012
OZ1ADL	92	1	SO RTTY	147	71	45.511	155	77	52.206	-12.8%	4,36	2013
OZ7EA	48	1	SO MIX	247	131	133.620	250	133	137.256	-2.6%	4,13	2011
OZ5BD	15	1	MOP	275	144	207.216	305	156	239.772	-13.6%	5,23	2013

## - - - - Nye kategorier fra 2014 - - - -

Call	#		Cat	Final Score			Claimed Score			Pen%	Pt/Qso	Year
	World	Cty		Qso	Mult	Score	Qso	Mult	Score			
OZ7TM	8	1	SO SSB HP	678	289	995.605	689	291	1.014.135	-1.8%	5,08	2014
5P4MG	5	1	SO SSB LP	494	250	682.500	503	251	703.804	-3.0%	5,53	2014
OZ2TF	45	1	SO CW HP	347	141	126.195	358	144	132.624	-4.8%	2,6	2015
OU2I	45	1	SO CW LP	524	200	315.800	528	201	318.183	-0.7%	3,01	2014
OZ7EA	31	1	SO MIX HP	302	137	146.316	305	139	152.622	-4.1%	3,54	2014
OZ6TL	25	1	SO MIX LP	503	173	336.658	514	178	360.272	-6.6%	3,87	2014
OU1E	50	1	SO RTTY HP	143	66	17.358	200	68	55.556	-68.8%	1,8	2015
OZ4FF	121	1	SO RTTY LP	60	36	10.728	62	37	11.433	-6.2%	5,0	2015







## All Asian DX Contest

### OZ rekorder


Call	Mode	Cat	QSO	Pts	Mult	Final	Year	Operator
OZ5E	CW	SOAB	<b>611</b>	642	292	187.464	2012	OZ1BII
OZ7YL	CW	SO20	<b>93</b>	93	65	6.045	2014	
OZ1NF	CW	SO15	<b>67</b>	67	51	3.417	2013	
OU2W	CW	M/S	<b>298</b>	311	197	61.267	2012	OZ1ETA OZ1FJB
OZ1ADL	SSB	SOAB	<b>415</b>	506	254	128.524	2012	
OZ1ADL	SSB	SO40	<b>16</b>	16	16	256	2014	
OZ3PY	SSB	SO20	<b>122</b>	122	80	9.760	2014	
OZ8RH	SSB	SO15	<b>147</b>	147	93	13.671	2014	
OZ8RH	SSB	SO10	<b>60</b>	60	46	2.760	2013	
OZ5VF	SSB	M/S	<b>7</b>	7	7	49	2015	OZ5LG, OZ6MU, OZ7QU, OZ9IS
OZ3FYN/P	SSB	M/M	<b>123</b>	127	93	11.811	2012	OZ6OM OZ7TC OZ2JJ OZ1OM OZ1LQH OZ1LHD OZ1ETP OZ1BKY OZ1AYW DL6LZM DL1BWU DL7UAF

## EU HF Championship



### OZ rekorder

EU HF Championship - OZ Records									
Call	Op.	Year	Category	Vld QSO	Vld Mit	Score	# EU	# Zone 14	# OZ
OZ2TF	OZ2TF	2015	CW - HP	1047	229	232.435	#51	#8	#1
OU2I	OZ1BII	2016	CW - LP	566	236	132.396	#74	#15	#1
OZ7EA	OZ7EA	2011	MIX - HP	227	141	30.879	#79	#12	#1
OU2M	DK3WE	2016	MIX - LP	488	194	93.508	#36	#7	#1
OZ1ADL	OZ1ADL	2014	SSB - HP	846	248	203.856	#9	#2	#1
OZ5GOL	OZ5GOL	2012	SSB - LP	272	136	34.816	#47	#12	#1



## RSGB IOTA Contest




## OZ rekorder

## World stations - OZ

#W	Call	Mode	PWR	Cat	Tid	År	QSO	Mults	Final
1161	5P6Q	SSB	LP	SOA	12H	2016	89	35	33.530
162	OZ1ADL	SSB	HP	SOA	12H	2009	902	114	874.836
1042	OZ1DYI	SSB	LP	SOU	12H	2016	99	42	45.990
1266	OZ4RT	MIX	LP	SOA	12H	2010	58	35	22.890
118	OZ1ADL	MIX	HP	SOA	12H	2014	560	204	1.093.032
2038	5Q0T <sub>HA8MT</sub>	CW	QRP	SOA	12H	2015	4	3	141
1280	OZ6TL	CW	LP	SOA	12H	2015	91	29	16.211
982	OZ6TL	CW	LP	SOU	12H	2016	116	46	52.532
1223	OZ2TF	CW	HP	SOU	12H	2014	365	21	28.161
633	OZ4RT	MIX	LP	SOA	24H	2013	113	110	185.020
659	OZ7EA	MIX	HP	SOU	24H	2012	132	94	170.234
1112	OZ6TL	CW	LP	SOU	24H	2010	152	33	34.452
721	OZ7EA	CW	HP	SOU	24H	2014	159	70	99.610

## Island DX Pediton - OZ


#W	Call	Mode	Pwr	Cat	Tid	År	QSO	Mults	Final
605	OZ7VEA <sub>DL7VEA</sub>	SSB	LP	SOU	12H	2011	334	61	161.406
692	OZ7BQ/P	CW	QRP	SOU	12H	2014	250	51	107.100
1115	5Q2T	CW	LP	SOA	12H	2013	362	29	64.380
769	5P2I/P	CW	LP	SOU	12H	2015	251	36	63.900
85	OZ0FR <sub>DL2VFR</sub>	MIX	HP	MS	24H	2009	1.231	215	1.725.375
494	5P6T	MIX	LP	MS	24H	2015	391	53	158.205
443	OZ7BQ/P	CW	QRP	SOU	24H	2016	354	72	240.480
264	5P5CW <sub>DL5SE</sub>	CW	LP	SOU	24H	2009	998	100	495.000
70	5P5CW <sub>DL5SE</sub>	CW	HP	SOA	24H	2016	1.191	202	1.877.590
189	5P5CW <sub>DL5SE</sub>	CW	HP	SOU	24H	2013	1.263	112	936.880



## RSGB IOTA Contest (Fortsat)




Island Fixed stations - OZ									
#W	Call	Mode	Pwr	Cat	Tid	År	QSO	Mults	Final
1377	OZ4MU	SSB	LP	SOA	12H	2016	46	29	19.140
240	OZ2PBS	SSB	HP	SOA	12H	2016	642	96	574.080
443	OZ1ACB	SSB	LP	SOU	12H	2013	261	108	325.620
423	OZ30EU	SSB	HP	SOU	12H	2012	537	82	347.270
593	5Q2T	MIX	HP	SOA	12H	2016	252	66	148.500
537	OZ1IKY	MIX	HP	SOU	12H	2013	528	64	237.440
403	OZ4CG	CW	LP	SOA	12H	2016	405	77	281.435
1871	OZ4O	CW	HP	SOA	12H	2012	39	16	6.000
1282	OZ8A	CW	QRP	SOU	12H	2011	91	34	25.602
502	OZ4FF	CW	LP	SOU	12H	2012	404	84	266.280
162	OZ0FR <sub>DL2VFR</sub>	CW	HP	SOU	12H	2014	714	142	815.080
122	OZ6ABA	SSB	HP	SOA	24H	2013	1.193	141	1.464.285
611	OZ1D	SSB	LP	SOU	24H	2015	114	63	103.950
106	OZ11A	SSB	HP	SOU	24H	2016	1.199	118	1.272.630
109	OZ0TX <sub>DAØT</sub>	MIX	LP	MS	24H	2013	1.182	178	1.607.340
45	OZ0TX <sub>DAØT</sub>	MIX	HP	MS	24H	2011	1.651	294	3.040.254
1214	OZ1OP	MIX	LP	SOU	24H	2014	86	30	28.500
59	OY/OZ1AA	MIX	HP	SOU	24H	2009	1.506	251	2.396.046
130	OZ1JTE	MIX	HP	SOU	24H	2012	969	161	1.280.755
268	OZ4CG	CW	LP	SOA	24H	2012	617	122	621.590
153	OZ8SW	CW	HP	SOA	24H	2016	690	149	929.760
1157	OZ8A	CW	QRP	SOU	24H	2010	103	35	30.975
432	OZ4CG	CW	LP	SOU	24H	2011	339	94	276.078
216	OZ8SW	CW	HP	SOU	24H	2011	673	131	615.045



## CQ World Wide DX Contest

**SSB** CQWW All Time Score Records for OZ

Category	Call	Year	Score
<b>Multi-Operator</b>			
<i>Multi-Multi outside OZ (A73A)</i>	OZ1AA, OZ1ADL, OZ7AM	2016	17.084.529
<i>Multi-Multi outside OZ (XP1AB)</i>	14 x OZ	2001	14.924.286
Multi-Multi	OZ9EDR	1988	10.157.720
<i>Multi-Two outside OZ (A73A)</i>	OZ1ADL, OZ7AM	2015	19.171.206
Multi-Two	OZ5E	2004	5.544.303
Multi-One High	OZ5E	2012	5.079.013
Multi-One Low	OZ7D	2016	20.240
<b>Single Operator - High Power</b>			
High ALL	OZ7X (OZ5KF)	2013	5.230.816
<i>High ALL outside OZ (OA4O)</i>	OZ1AA	2014	4.008.112
High 10M	OZ3SK	1969	448.500
High 15M	OZ7X (OZ5KF)	2012	1.041.407
High 20M	OZ7X (OZ5KF)	2015	1.367.688
High 40M	OZ7X (OZ5KF)	2008	355.069
High 80M	OZ7X (OZ5KF)	2007	186.473
High 160M	OZ1DD	2005	125.178
<b>Single Operator - Low Power</b>			
Low ALL	OZ8AE	2004	849.927
Low 10M	OZ8AE	2000	221.964
Low 15M	OZ5E (K3ZJ)	2011	309.141
Low 20M	OZ7RQ	2013	86.912
Low 40M	OZ7RQ	2009	62.749
Low 80M	5P00	2010	21.344
Low 160M	OZ3SK	1992	32.178
<b>Single Operator - QRP</b>			
QRP ALL	OZ6OM	2013	192.873
QRP 10M	OZ6OM	2011	25.452
QRP 15M	OZ6OM	2010	4.200
QRP 20M	OZ6XR	2002	13.734
QRP 40M	OU2V (OZ1FJB)	2014	1.700
<b>Single Operator Assisted - High</b>			
High ALL	OU4X (OZ7AM)	2012	2.931.488
High 10M	OZ1ADL	2011	915.000
High 15M	OZ7AM	2011	434.478
High 20M	OZ1ADL	2007	289.814
High 40M	OZ1ADL	2005	309.048
High 80M	OZ1DJJ	2012	49.215
High 160M	OZ4MD	2014	27.360




**SSB** *CQWW All Time Score Records for OZ (Fortsat)*

Category	Call	Year	Score
<b>Single Operator Assisted - Low</b>			
Low ALL	OZ1KVM	2015	226.728
Low 10M	OZ1DJJ	2014	28.080
Low 15M	OZ1DJJ	2015	45.399
Low 20M	OZ1DJJ	2016	20.856
Low 40M	OZ1NF	2015	26.950
<b>Single Operator Assisted - QRP</b>			
QRP ALL	OZ6OM	2014	231.927
<b>Single Operator - CLASSIC Overlay</b>			
High Power	OZ1KEF	2013	401.166
Low Power	OZ6OM	2013	192.873
<b>Single Operator - ROOKIE Overlay</b>			
High Power	5Q5R	2014	509.640
Low Power	OZ2CA	2013	80.340

**CW** *CQWW All Time Score Records for OZ*

Category	Call	Year	Score
<b>Multi-Operator</b>			
<i>Multi-Multi outside OZ [HK1NA]</i>	<i>OZ1IKY, OZ7AM</i>	<i>2016</i>	<i>29.752.976</i>
Multi-Multi	OZ5E	2012	11.195.625
<i>Multi-Two outside OZ (6Y1V)</i>	<i>OZ7AM</i>	<i>2009</i>	<i>17.192.104</i>
<i>Multi-Two outside OZ (EA6IB)</i>	<i>OZ1AA</i>	<i>2006</i>	<i>15.395.136</i>
Multi-Two	OZ5E	2010	7.259.240
<i>Multi-One High outside OZ (ES9C)</i>	<i>OZ7AM</i>	<i>2015</i>	<i>16.914.368</i>
<i>Multi-One High outside OZ (LT1F)</i>	<i>OZ1AA</i>	<i>2013</i>	<i>11.160.968</i>
<i>Multi-One High outside OZ (CT3/OZ5DX)</i>	<i>OZ1LO, OZ6KT</i>	<i>1975</i>	<i>3.474.000</i>
Multi-One High	OZ/DJ9RR	1999	3.275.965
Multi-One Low	OZ/DJ1XT	2014	363.324
<b>Single Operator - High Power</b>			
<i>High ALL outside OZ (EF8U)</i>	<i>OZ1AA</i>	<i>2016</i>	<i>9.227.431</i>
<i>High ALL outside OZ (C5AAO)</i>	<i>OZ1LO</i>	<i>1978</i>	<i>4.874.559</i>
<i>High ALL outside OZ (CT3BQ)</i>	<i>OZ1LO</i>	<i>1983</i>	<i>4.708.626</i>
High ALL	OZ1LO	1999	4.658.952
<i>High ALL outside OZ (OX3OA)</i>	<i>OZ4O</i>	<i>2014</i>	<i>4.398.681</i>
High 10M	OZ8AE	1989	171.396
High 15M	OZ7BG	1968	160.720
High 20M	OZ1LD	1977	385.330
High 40M	OZ3W	1997	227.560
High 80M	OZ/DK5QN	2006	302.617
High 160M	OZ1ING	1994	85.184




**CW** CQWW All Time Score Records for OZ (Fortsat)

Category	Call	Year	Score
<b>Single Operator - Low Power</b>			
Low ALL outside OZ (XP2I)	OZ1BII	2013	2.083.158
Low ALL outside OZ (ZF2EE)	OZ1BII	2014	1.831.671
Low ALL	OZ8AE	2000	1.686.924
Low 10M	OZ7BQ	2011	101.024
Low 15M	OZ8AE	2015	161.727
Low 20M	OZ7BQ	2015	137.391
Low 40M	OZ7RQ	2007	112.200
Low 80M	OZ4UN	2013	131.868
Low 160M	OZ4MD	2014	4.560
<b>Single Operator - QRP</b>			
QRP ALL	OZ7BQ	2008	202.840
QRP 10M	OZ6OM	2011	13.888
QRP 15M	OZ7BQ	2002	9.570
QRP 20M	OZ3PE	1991	53.298
QRP 40M	OZ7BQ	2003	18.088
QRP 80M	OZ7BQ	2004	15.618
<b>Single Operator Assisted - High</b>			
High ALL	OU4X (OZ7AM)	2014	5.595.144
High 10M	OZ1AXG	2014	136.814
High 20M	OZ7A (YT2T)	2015	864.432
High 40M	OZ8AE	2014	136.630
High 80M	5P3WW	2012	238.612
High 160M	OZ1IKY	2015	186.480
<b>Single Operator Assisted - Low</b>			
Low ALL	OZ4CG	2014	764.160
Low 15M	OZ1DJJ	2012	102.904
Low 20M	OZ1DJJ	2016	25.810
Low 40M	OZ2U	2015	87.210
Low 80M	OZ4UN	2012	82.026
Low 160M	OZ4MD	2015	10.065
<b>Single Operator Assisted - QRP</b>			
QRP ALL	OZ6OM	2013	149.225
<b>Single Operator - CLASSIC Overlay</b>			
High Power	OV3X	2013	1.497.003
Low Power	OU3A (OZ5UR)	2014	370.162
<b>Single Operator - ROOKIE Overlay</b>			
High Power	no entry		
Low Power	5Q5R	2014	20.670

Note: Late logs are not included in records.

Har du andre CQWW Contestekspeditioner med OZ'ere vil jeg gerne høre om det!




OZ1BII  
Henning Andresen

[Til index](#)

**RTTY** CQWW All Time Score Records for OZ

Call	Year	Category	Score	Operator(s)
<b>Multi Operator</b>				
OZ4HAM	1992	MULTI-MULTI	55,970	
OZ5NJ	2012	MULTI-ONE HIGH	2.545.924	OZ5NJ OZ8LJ
OZ2MO	2004	MULTI-ONE LOW	745.218	OZ9GA OZ4SK
<b>Single Operator</b>				
OZ1ADL	2011	SO HP 10M	66,468	
OZ9GA	2002	SO HP 15M	224.100	
OZ8PG	2016	SO HP 20M	182.910	
OZ1ADL	2015	SO HP 40M	199.950	
OZ1ADL	2012	SO HP 80M	74,880	
OZ5NJ	2011	SO HP ALL	1.336.203	
5P5U	2011	SO LP 10M	5,863	
OZ1JVX	2011	SO LP 15M	20,235	
OZ6TL	2015	SO LP 20M	80,666	
OZ1JVX	2008	SO LP 40M	15,895	
5P9X	2013	SO LP ALL	804.750	OZ9GA
OZ1DGQ	2015	SO QRP ALL	24,119	
<b>Single Operator Assisted</b>				
OZ1JTE	2013	SA HP 10M	59,678	
OZ/DO5MCL	2013	SA HP 20M	96.876	DO5MCL
OZ/DF2BR	2013	SA HP 40M	79,876	DF2BR
OZ1JTE	2016	SA HP 80M	50,545	
OU4O	2016	SA HP ALL	1.145.648	OZ4O
OZ1DJJ	2013	SA LP 10M	8,493	
5P9X	2014	SA LP 40M	18,540	OZ9GA
OZ7HB	2014	SA LP ALL	202.030	






# CQ World Wide WPX Contest

## WPX SSB All Time Score Records for OZ


Category	Call	Year	Score	WPX
<b>Multi-Operator</b>				
<i>Multi-Multi outside OZ (DR1A)</i>	OZ1AA	2006	25.586.050	1435
Multi-Multi	OZ5GX	2011	2.006.892	642
<i>Multi-Two outside OZ (A73A)</i>	OZ7AM, OZ1ADL	2014	18.377.865	1355
Multi-Two	OZ5E	2016	11.350.872	1.206
Multi-One High	5P3WW	2011	6.304.320	995
<i>Multi-One High out OZ (VE2NGH)</i>	OZ7AM	2012	2.467.941	669
<b>Single Operator - High Power</b>				
High ALL	OZ5EV	1995	6.468.090	447
High 10M	OZ7HAM (OZ1MAT)	2000	631.395	405
High 15M	OZ11A	2015	1.241.577	603
High 20M	OZ1DTF	1982	1.228.338	387
High 40M	OZ1ADL	2007	1.050.700	475
High 80M	OZ1ADL	2008	584.350	403
High 160M	OZ1HXQ	2004	413.630	311
<b>Single Operator - Low Power</b>				
Low ALL	OZ4NA	2011	726.028	466
Low 10M	OZ4NA	2015	40.200	120
Low 15M	OZ1LTB	1992	291.601	289
Low 20M	OZ1JVX	2006	163.773	279
Low 40M	OU2V (OZ1FJB)	2013	175.896	252
Low 80M	OZ2ZZZ	1997	170.834	229
Low 160M	OZ3SK	2004	144.612	206
<b>Single Operator - QRP</b>				
QRP ALL	OZ6OM	2016	353.958	346
QRP 20M	OZ6XR	2005	13.870	95
QRP 80M	OU2V (OZ1FJB)	2014	3.239	41
<b>Single Operator Assisted - High</b>				
High ALL	OZ1ADL	2011	2.807.695	781
High 10M	OZ1ADL	2010	624	16
High 15M	OZ1ADL	2012	1.204.294	509
High 20M	OU5A (YT2T)	2011	1.492.092	651
High 40M	OZ/YT2T	2010	3.177.810	765
High 80M	OZ7AM	2011	914.977	497
High 160M	OZ1ADL	2013	37.800	126
<b>Single Operator Assisted - Low</b>				
Low ALL	OZ1KVM	2016	453.750	375
Low 40M	OV0V (OZ3ABE)	2013	48.162	138
Low 160M	OU2V (OZ1FJB)	2015	10.465	65
<b>Single Operator Assisted - QRP</b>				
QRP ALL	OZ6OM	2014	334.521	341





## WPX CW All Time Score Records for OZ

Category	Call	Year	Score	WPX
<b>Multi-Operator</b>				
Multi-Multi	OZ0XX	2002	4.928.406	813
Multi-Two	OZ5E	2010	3.678.129	819
Multi-One High	OZ5E	2015	9.129.288	1.176
Multi-One Low	OZ/DJ5LA	2016	798.368	488
<b>Single Operator - High Power</b>				
High ALL	OZ1LO	2001	4.393.475	775
<i>High ALL outside OZ (VE2OXA)</i>	<i>OZ7AM</i>	<i>2012</i>	<i>4.050.144</i>	<i>784</i>
High 10M	OZ1AUX	1981	29.593	101
High 15M	OZ7JZ	1981	352.560	260
High 20M	OZ/RZ9OU	2005	1.171.750	545
High 40M	OZ7RQ	2009	1.084.752	496
High 80M	OZ2TF	2015	269.206	287
High 160M	OZ1W	1982	338	13
<b>Single Operator - Low Power</b>				
Low ALL	OV3X (OZ8AE)	2015	1.831.206	663
<i>Low ALL outside OZ (ZA/OU2I)</i>	<i>OZ1BII</i>	<i>2015</i>	<i>1.229.400</i>	<i>600</i>
Low 10M	OZ4RT	2008	68.115	239
Low 15M	OZ/DJ1XT	2014	192.432	304
Low 20M	OZ7BQ	2016	540.512	508
Low 40M	OZ1FJB	2012	243.535	265
Low 80M	OZ7YL	2008	39.432	124
<b>Single Operator - QRP</b>				
QRP ALL	OZ/DK3WE	2012	487.518	386
QRP 10M	OZ6OM	2012	4.263	49
QRP 15M	OZ7BQ	2014	56.953	169
QRP 20M	OZ3PE	1991	172.085	271
QRP 40M	OZ7BQ	2004	218.025	255
QRP 80M	OZ7BQ	2006	103.045	185
QRP 160M	OZ1W	1980	2.376	27
<b>Single Operator Assisted - High</b>				
High ALL	5P5L (DD2ML)	2011	1.976.940	630
High 10M	OU4O (OZ1FAO)	2012	8.128	64
High 15M	OU4O (OZ4O)	2013	437.416	428
High 20M	OZ1ADL	2014	38.503	139
High 80M	OZ1IKY	2012	308.050	305
<b>Single Operator Assisted - Low</b>				
Low ALL	OZ4CG	2015	1.574.856	621
Low 10M	OZ6OM	2011	342	19
Low 15M	5P3A (OZ3ABE)	2011	2.028	39
<i>Low 20M outside OZ (XP2I)</i>	<i>OZ1BII</i>	<i>2012</i>	<i>2.711.492</i>	<i>716</i>
Low 40M	OZ7HB	2015	92.910	190
<b>Single Operator Assisted - QRP</b>				
QRP ALL	OU2M (DK3WE)	2015	1.813.032	676
QRP 20M	OZ/HA8MT	2015	51.300	190
<i>Note: Late logs are not included in records.</i>				





### ***WPX RTTY All Time Score Records for OZ***

Call	Year	Category	Score	QSOs	WPX	Hours	Operator(s)
OZ1AXG	2012	Checklog				-	
OZ11A	2017	M-ONE HP	2.757.543	1.406	597	46.6	OZ0JD OZ6ABA
OZ1AARHUS	2017	M-TWO	363.916	455	287	12.7	OZ1ADL OX3KQ
OU2X	2015	SO HP 10M	164.120	279	220	20.3	OZ1AXG
OZ1FAO	2007	SO HP 15M	720	17	16	-	
OZ11A	2016	SO HP 20M	1.314.990	1.025	570	27.9	
OZ1ADL	2016	SO HP 40M	488.424	422	282	11.9	
OZ/DJ8ES	2009	SO HP 80M	193.772	255	193	14.5	
OZ5NJ	2013	SO HP ALL	2.118.326	1.214	581	22.8	
OU4O	2012	SO HP ALL (T)	460.660	465	310	14.5	
OZ4ZT	2016	SO LP 10M	13.230	78	70	14.8	
OZ6TL	2010	SO LP 40M	288.454	306	233	18.4	
OZ1A00	2015	SO LP 80M	174.636	246	189	19.1	
OZ1A00	2013	SO LP 80M (R)	68.200	141	124	9.5	
OZ4SK	2007	SO LP ALL	1.343.000	865	425	-	
5Q5R	2015	SO LP ALL (R)	52.750	151	125	8.5	
OZ1A00	2014	SO LP ALL (T)	259.989	338	237	30.0	
OZ4ZT	2015	SO QRP 20M (T)	5.724	57	53	6.4	
OZ1NF	2011	SO QRP ALL	45.990	121	105	12.0	

(R) = Rookie overlay category

(T) = Tribander/Single-Element overlay category

*Italics* = Log received after deadline. Not eligible for awards.

